

# Tenuta a componenti ROT04

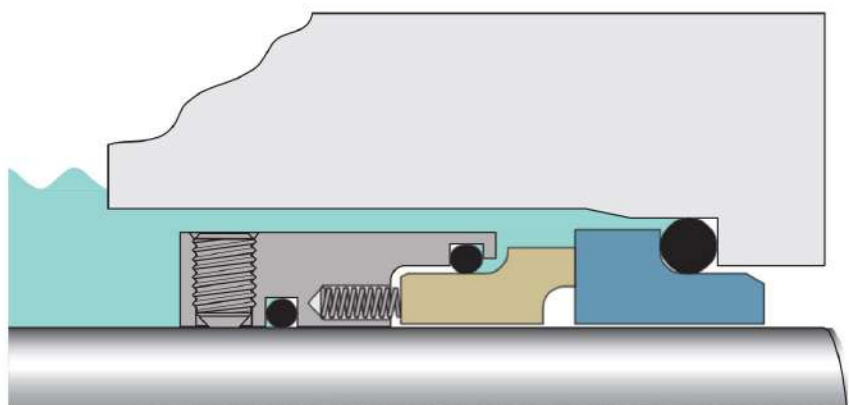
## ROTANTE BILANCIATA CON MOLLE MULTIPLE



La ROT04 è disponibile in due versioni, la DINS con lo stazionario corto senza asola, e la DINL con stazionario lungo munito di asola per il perno anti trascinamento.

La ROT04 è progettata per evitare l'usura da sfregamento sull'albero o la camicia della pompa in quanto il suo o-ring dinamico lavora sulla superficie esterna della faccia rotante. La sua faccia rotante bilanciata e monolitica offre un migliore rendimento rispetto alle tenute a componenti standard.

Può essere riparata rapidamente e facilmente grazie ai pezzi di ricambio



- Facce di tenuta monolitiche
- Bilanciata
- Molle isolate dal fluido

**Progettata per non usurare l'albero o la camicia della pompa**

O-ring dinamico lavora sulla superficie esterna della faccia

**Ridotto ingombro assiale**

Lunghezza L1k secondo EN 12756 (già DIN 24960)

### DATI TECNICI

#### Prestazioni

Diametri	16 mm - 110 mm
Pressione (standard)	Vuoto 711 mm - 10 barg (28" Hg - 150 psig)
Temperatura	-55°C a +300°C (-67°F a +570°C) dipende dagli elastomeri
Velocità	20 m/s (4000 gpm)
Norme applicabili	ATEX <sup>1</sup> , EN12756, ISO30695, WRAS <sup>2</sup> , KTW <sup>2</sup> , ACS <sup>2</sup>

#### Note

<sup>1</sup> Obbligatorio lo stazionario con asola

<sup>2</sup> Usi alimentare solo con esecuzione SSC/SSC/EP

<sup>3</sup> Materiali standard

#### Materiali disponibili

Faccia rotante	Carbon <sup>3</sup> (CB), Carburo di Silicio s. <sup>3</sup> (SSC)
Faccia stazionaria	Carburo di Silicio sinterizzato <sup>3</sup> (SSC)
Elastomeri	FKM <sup>3</sup> , EPDM <sup>3</sup> FEPM FFKM
Caschetto rotante	Acciaio inox. 316 SS / EN 1.4401
Molle	Lega C-276 / EN2.4819

# Tenuta a componenti ROT04

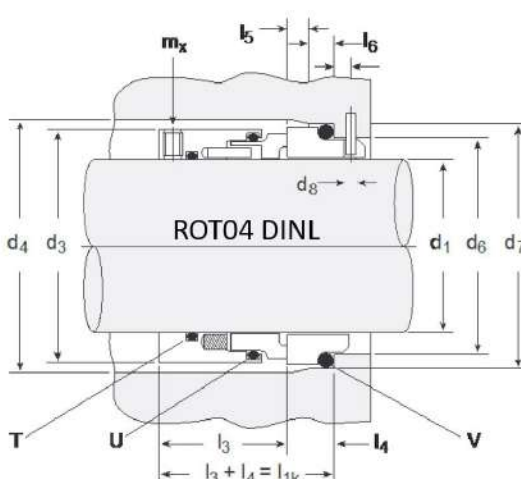
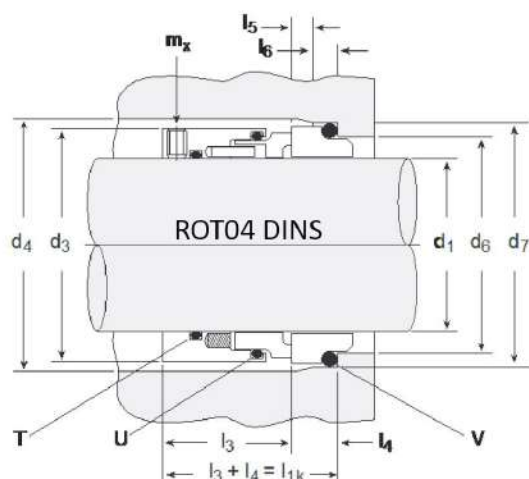
## ROTANTE BILANCIATA CON MOLLE MULTIPLE



### Dati dimensionali (mm)

ROT04 DINS senza asola anti-trascinamento

ROT04 DINL con asola anti-trascinamento



- d<sub>1</sub> Diametro albero
- d<sub>3</sub> Diametro esterno tenuta
- d<sub>4</sub> Diametro cassa stoppa
- d<sub>6</sub> Diametro gola
- d<sub>7</sub> Diametro tenuta statica
- l<sub>1k</sub> Lunghezza d'installazione
- l<sub>3</sub> Lunghezza rotante
- l<sub>4</sub> Lunghezza stazionario
- l<sub>5</sub> Lunghezza smusso
- l<sub>6</sub> Lunghezza cava
- m<sub>x</sub> Viteria
- T O-ring statico
- U O-ring dinamico
- V O-ring stazionario

d <sub>1</sub>	d <sub>3</sub>	d <sub>4</sub>	d <sub>6</sub>	d <sub>7</sub>	l <sub>1k</sub>	l <sub>3</sub>	l <sub>4</sub>	l <sub>5</sub>	l <sub>6</sub>	d <sub>8</sub>	m <sub>x</sub>	T	U	V
16 mm	28,9	31,0	23,0	27,0	35,0	30,0	5,0	2,0	4,0	3,0	M4	-016	-022	21,89 x 2,62 (-118)
18 mm	32,3	34,0	27,0	33,0	37,5	30,0	7,5	2,0	5,0	3,0	M4	-017	-023	26,57 x 3,53 (-215)
20 mm	34,3	36,0	29,0	35,0	37,5	30,0	7,5	2,0	5,0	3,0	M4	-018	-024	28,17 x 3,53 (-216)
22 mm	36,3	38,0	31,0	37,0	37,5	30,0	7,5	2,0	5,0	3,0	M4	-020	-025	29,74 x 3,53 (-217)
24 mm	38,4	40,0	33,0	39,0	40,0	30,0	10,0	2,0	5,0	3,0	M4	-021	-027	32,92 x 3,53 (-219)
25 mm	39,3	41,0	34,0	40,0	40,0	30,0	10,0	2,0	5,0	3,0	M4	-022	-027	32,92 x 3,53 (-219)
28 mm	42,3	44,0	37,0	43,0	42,5	35,0	7,5	2,0	5,0	3,0	M5	-122	-127	36,09 x 3,53 (-221)
30 mm	44,3	46,0	39,0	45,0	42,5	35,0	7,5	2,0	5,0	3,0	M5	-123	-128	37,69 x 3,53 (-222)
32 mm	46,4	48,0	42,0	48,0	42,5	35,0	7,5	2,0	5,0	3,0	M5	-124	-130	40,87 x 3,53 (-223)
33 mm	48,0	49,0	42,0	48,0	42,5	35,0	7,5	2,0	5,0	3,0	M5	-125	-131	40,87 x 3,53 (-223)
35 mm	49,5	51,0	44,0	50,0	42,5	35,0	7,5	2,0	5,0	3,0	M5	-126	-132	44,04 x 3,53 (-224)
38 mm	54,3	58,0	49,0	56,0	45,0	35,0	10,0	2,0	6,0	4,0	M5	-128	-134	48,00 x 4,00
40 mm	56,1	60,0	51,0	58,0	45,0	35,0	10,0	2,0	6,0	4,0	M5	-129	-135	50,00 x 4,00
43 mm	59,1	63,0	54,0	61,0	45,0	35,0	10,0	2,0	6,0	4,0	M5	-131	-137	53,00 x 4,00
45 mm	61,1	65,0	56,0	63,0	45,0	35,0	10,0	2,0	6,0	4,0	M5	-133	-139	55,00 x 4,00
48 mm	64,2	68,0	59,0	66,0	45,0	35,0	10,0	2,0	6,0	4,0	M5	-134	-141	58,00 x 4,00
50 mm	66,1	70,0	62,0	70,0	47,5	35,0	12,5	2,5	6,0	4,0	M5	-136	-142	61,00 x 4,50
53 mm	69,1	73,0	65,0	73,0	47,5	35,0	12,5	2,5	6,0	4,0	M5	-137	-144	65,00 x 4,50
55 mm	71,1	75,0	67,0	75,0	47,5	35,0	12,5	2,5	6,0	4,0	M5	-139	-145	65,00 x 4,50
60 mm	76,1	85,0	72,0	80,0	52,5	35,0	17,5	2,5	6,0	4,0	M5	-142	-148	71,00 x 4,50
65 mm	81,1	90,0	77,0	85,0	52,5	35,0	17,5	2,5	6,0	4,0	M5	-145	-151	76,00 x 4,50
68 mm	86,1	93,0	81,0	90,0	52,5	35,0	17,5	2,5	7,0	4,0	M5	-147	-152	78,74 x 5,33 (-338)
70 mm	86,1	95,0	83,0	92,0	60,0	35,0	25,0	2,5	7,0	4,0	M5	-148	-152	81,92 x 5,33 (-339)
75 mm	98,6	104,0	88,0	97,0	60,0	48,0	12,0	2,5	7,0	4,0	M6	-234	-238	85,09 x 5,33 (-340)
80 mm	104,2	109,0	95,0	105,0	60,0	48,0	12,0	3,0	7,0	4,0	M6	-236	-240	94,20 x 5,70
85 mm	108,1	114,0	100,0	110,0	60,0	48,0	12,0	3,0	7,0	4,0	M6	-237	-241	99,20 x 5,70
90 mm	114,0	119,0	105,0	115,0	65,0	48,0	17,0	3,0	7,0	4,0	M6	-239	-243	104,20 x 5,70
95 mm	117,5	124,0	110,0	120,0	65,0	48,0	17,0	3,0	7,0	4,0	M6	-240	-244	109,20 x 5,70
100 mm	123,8	129,0	115,0	125,0	65,0	48,0	17,0	3,0	7,0	4,0	M6	-242	-246	114,20 x 5,70
110 mm	133,5	139,0	125,0	135,0	67,0	48,0	19,0	3,0	7,0	4,0	M6	-246	-249	122,00 x 6,00

ESEMPI DI RIFERIMENTI PER ORDINE RAPIDO — Per facilitare e velocizzare l'ordine, potete fornire queste informazioni :

MODELLO	DIMENSIONE	FACCE	ELASTOMERI	METALLO
ROT04 DINS	Diametro albero	CB / SSC	FKM	316 SS